

Apeos C8180 / C7580 / C6580

A3 Colour Multifunction Printer



# New Times, New Apeos

The new "Apeos" offers advanced features with high security level and easy operability to help business diversify with times.

"Apeos" devices are able to connect smoothly with a variety of solutions and services to realise an all new agile remote workstyle of working anytime, anywhere.



## Apeos

C8180 / C7580 / C6580

Copy / Print	Scan	Fax*3	Printing resolution	Paper Weight	Paper Size	Control Panel
Colour/Monochrome <b>81ppm*1</b>	Colour/Monochrome <b>270ppm*2</b>	<b>Super G3 FAX</b>	<b>2,400×2,400 dpi*4</b>	<b>52 to 350 gsm*5</b>	<b>100×148 mm to 330×1,300 mm</b>	<b>10.1" Tilted Colour Touchscreen</b>

● Cloud enabled ● Security ● Mobile enabled ● Multi-feed detection ● Supports Long paper

\*1: For Apeos C8180. C7580 is 75 ppm, and C6580 is 65 ppm

\*2: 1 pass, 2 sided scanning.

\*3: Optional.

\*4: Print Function.

\*5: When High Capacity Feeder C3-DS option is installed. Up to 300 gsm in standard configuration.


## Superior image quality with high durability

Provides consistent superior image quality output and high durability during mass printing, ensuring work is not interrupted and quality is not compromised. It can be used to create documents for external and internal use that requires high image quality.




### Superior image quality with high durability

- Professional output quality
- Durability to meet high-volume printing




### Easy Connectivity

- Seamless connectivity from anywhere using mobile and cloud services.



### Safe guarding information

- Important information is well protected



### A wide variety of document utilisation

- Eye-catching promotional materials
- Print beautifully on various types of paper

### Customer who requires

- A high-speed, high-quality, and durable device
- A device that can print in large quantity at a time, such as for a meeting with large audience or many handouts
- A reliable, working device with core system output such as forms printing
- A smooth finishing from output to post-processing, such as Folding and Booklet Creation



# Superior image quality with high durability

## High durability and large capacity

Combines high productivity and durability to meet the needs for continuous high-volume printing.

- Low wear photoconductor drum with long life reduces the frequency of drum replacement
- High-capacity paper feed up to 7,360 sheets\*<sup>1</sup>
- High-capacity toner cartridge\*<sup>2</sup> and paper tray reduce replacement frequency
- Replace toner and add paper without stopping the print jobs in progress
- Excellent durability and ability to handle core output and high volume printing

\*1: 80 gsm paper. When the optional Multi Sheet Inserter and High Capacity Feeder C3-DS are installed.

\*2: High capacity toner cartridges yield approximately 75,200 pages (37,600 pages x 2) for K toner, and approximately 39,700 pages for each colour of CMY toner. This is a reference value when using an A4 original with a 5 % image density for each colour. The actual number of printable sheets varies depending on the usage, original type, and print density, so these values are only a guide.

## Fast and efficient operation

Fast startup and output. Reduces waiting time.

- Achieves print speed as high as 81 ppm\*<sup>1</sup>
- Smart WelcomEyes detects approaching user, and automatically recovers from a power-saving state
- High-end model, yet recovers from sleep mode within 30 seconds
- First Copy Output Time of 5.4 seconds\*<sup>2</sup>
- Predicts print completion time to help efficient work plan management

\*1: For C8180. C7580 is 75 ppm, and C6580 is 65 ppm.

\*2: Colour priority mode.

## Print out from any multifunction device within the office

With Server-less On-Demand Print\*, you have the flexibility to print outs from any of the connected multifunction devices.

- Improves productivity by printing from another available multifunction device when the current device is in use
- Up to 100 units can be linked
- Specific job settings can be revised at the device level to save time (1 sided to 2 sided, adding staple, all monochrome)

\* Optional.

## Seamless sharing and document management

### Quick information extraction for high volume workflows

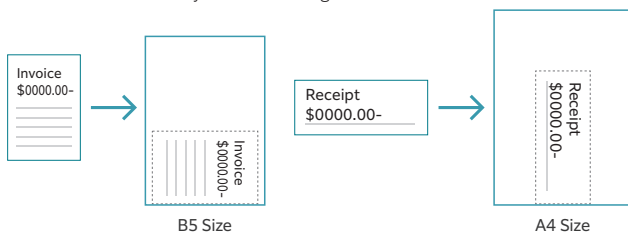
- Equipped with a single-pass colour Duplex Automatic Document Feeder (DADF)
- Faster and continuous workflows can be created around 270 ppm\*<sup>1</sup> scan speed and 250 sheets\*<sup>2</sup> DADF paper capacity
- More versatility can be added to required workflows with DADF supporting wide range of media from 38\*<sup>3</sup> to 200 gsm
- Improves workflow efficiency by automatically scanning custom-size or small-size documents such as receipts into the nearest standard size

\*1: 1 pass, 2 sided scanning. Our Standard Paper (A4 LEF), 200 dpi, to Folder.

\*2: 80 gsm paper.

\*3: For 1 sided original. 50 gsm for 2 sided original.

Automatically scans small originals as-is to a standard size



### Various features saving time and effort in scanning operation

Scanned data can be transferred through a variety of methods including Email, URL, and send to PC (SMB/FTP/SFTP).

- Data can be sent by using multiple features simultaneously
- Improve your digitalisation process with features including automatic orientation of scanned page to upright position, correcting the skewed page, or removing blank pages
- In addition to TIFF and JPEG, the scanned data can be converted to OCR-enabled\* or high compression/ specific colour PDF or DocuWorks documents. Also they can be converted to editable Excel/Word documents\*
- With ScanAuto, you can easily send the scanned data to your e-mail address by simply pressing a button

\* Optional.

### Digitisation of paper documents for effortless document management

With Scan Delivery\*, you can automatically process and store scanned images by simply pressing the preset button for each workflow or document type.

- Automate to set file format, file name, OCR\*, etc.
- Automatically stores scanned and processed documents in the appropriate destination
- Specify particular words or characters in a document as the folder or file name
- Ø and other frequently mis-recognised characters can be read correctly

\* Optional.

# Professional Output quality

## “World's first” high resolution LED printhead print output

Latest technology to achieve professional quality image and high-definition printing.

- World's first\* LED printhead with 2,400 dpi resolution
- Vibrant colours with Super EA Eco toner and its smallest toner particles for smooth gradation
- Clear reproduction of images with fine lines and small text
- Gloss function brings the beautiful glossy finish to the end product (e.g. photos.)

\* Dry-type electrophotographic method. As of March 2021. According to our research.

## Highest productivity level with continuous operations

Excellent durability and ability to handle core output and high volume printing.

- Achieves print speed as high as 81 ppm\*<sup>1</sup>
- Low wear photoconductor drum with long life reduces the frequency of drum replacement
- High capacity paper feed up to 7,360 sheets\*<sup>2</sup>
- Replace toner and add paper without stopping the print jobs in progress, and maximise machine runtime

\*1: For C8180. C7580 is 75 ppm, and C6580 is 65 ppm.

\*2: 80 gsm paper. When High Capacity Feeder C3-DS is installed.

## Maintain print quality with easy adjustment

Use inbuilt standard SIQA\* to easily & quickly adjust the print quality.

- Simply scan the dedicated charts to automatically calculate the appropriate adjustment values for both Side 1 & 2 Registration, Density Uniformity Adjustment, and Adjust Image Transfer
- Quick & simple user operation without need of remembering fine calibration values
- In addition to print quality, machine utilisation rate is also improved

\* Simple Image Quality Adjustment

## Powerful, Quiet, Space Saving

We have also taken into consideration the daily usability and ease of installation.

- The standard Bypass Tray is neatly housed in the main unit of the multifunction device
- Built-in fax kit\* in the multifunction device to save space
- To improve noise reduction, the paper transport and fan design have been optimised

\* Optional.



## Supporting Technologies World's first\*, LED printhead to achieve 2,400 x 2,400 dpi high resolution

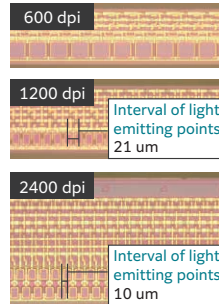
LED printheads, which are compact and have high image quality, have evolved to be sharper and higher definition.

<Features>


- Thin emitting light to write the image
- The exposure unit does not vibrate because there is no drive mechanism
- High resolution of 2,400 dpi and digital magnification correction

\* Dry-type electrophotographic method. As of March 2021. According to our research.

### LED light-emitting unit



### Enlarge photo with thin lines / small size text (4 pt)



# Streamline operations for remote work style

## Do not miss any faxes when you are working remotely

Paperless fax function automatically stores received faxes into folders which can be transferred to a PC or sent as emails

- Received faxes can be forwarded to your mobile device by email
- Received faxes can be transferred to Working Folder\*<sup>1</sup>
- It can be sorted by fax number, date received, and person in charge\*<sup>2</sup>
- Incoming fax processing can be switched by time, day of the week and period\*<sup>2</sup>
- For example, you can switch from paper-based output to an electronic transfer in a single operation\*<sup>2</sup>.

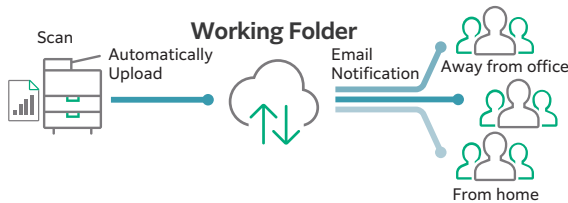
\*1: Cloud services provided by FUJIFILM Business Innovation. A separate contract is required.

\*2: Optional

## Share information anytime, anywhere

With Working Folder\* and internet access, documents can be viewed regardless of time and location.

- Can be linked smoothly with multifunction devices, DocuWorks, and mobile devices
- Documents in Working Folder can be printed from the control panel
- Scanned documents will be assigned a file name and stored in Working Folder. An email notification will be sent to relevant users



\* Cloud services provided by FUJIFILM Business Innovation. A separate contract is required.

## Flexibility in office layout

Supports wireless LAN environment\*<sup>1</sup>.

- Supports free addressing in the office with Wi-Fi support
- Up to five Wi-Fi Direct multifunction devices can be connected at the same time
- Supports direct mobile printing\*<sup>2</sup>
- Print Utility, AirPrint, Mopria® Print Service are supported

\*1: Optional.

\*2: When connecting to Wi-Fi Direct.

## Easy and secure output even when you are working remotely

With Cloud On-Demand Print\*, you can register documents from a PC or mobile device to the cloud server and print them from the designated multifunction device.

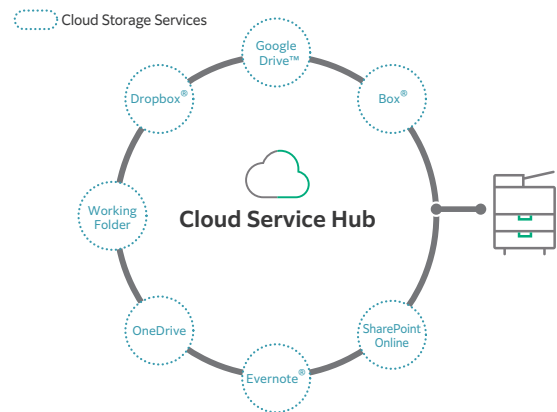
- Can be operated securely using a User ID and password
- Fear of loss or stolen data is minimised
- No dedicated driver is required

\* Cloud services provided by FUJIFILM Business Innovation. A separate contract is required.

## Centralised cloud integration

Cloud Service Hub\* allows single sign-on to multiple cloud storage services.

- Specific storage location can be assigned for scanned documents directly from the multifunction device
- Searching documents from multiple cloud services is supported
- Full-text search on scanned documents can be performed with OCR



\* Cloud services provided by FUJIFILM Business Innovation. A separate contract is required.

## Supporting Universal Print by Microsoft

By registering multifunction devices to Universal Print by Microsoft in advance, users\*<sup>1</sup> authenticated with Microsoft Entra ID\*<sup>2</sup> can print from anywhere through cloud.

\*1: Organizations with or Microsoft Windows Enterprise or Microsoft 365 subscriptions.

\*2: Formerly Azure Active Directory.

## Initiatives for environmental consideration



We are working to develop environmentally conscious products, including technologies that reduce the power consumption of multifunction devices and printers to achieve lower environmental impact. Fujifilm Group introduced the certification program in which we clarify the environmental value of each product by assessments at the time of product development, conduct the evaluation based on our in-house certification criteria and certify the products\* that are excellent in reducing environmental impact as "Green Value Products". This product was certificated as a "Gold" rank product that contributes to reduction of environmental impact at industries' highest level.

\* Products and services excellent in reducing environmental impact are those designed in consideration of environmental impact throughout their life cycle from acquisition of raw materials, production, usage, disposition, to reuse.

### Initiatives for energy conservation

- Achieve both high image quality and energy conservation by equipping the LED printhead that enables space and energy saving design, as well as Super EA-Eco toner that has low-temperature fusing performance
- Reduce the power consumption with the smart power saving feature that solely powers on the required parts according to the functions being used by customers

### Initiatives for resources conservation

- Staple-free stapling that helps reducing waste and that also can be used with peace of mind at certain places where need considerations for safety or any contamination
- Functions contributing to paper consumption reduction -Private Charge Print, Scan, Paperless Fax, Pages per Side /Multiple-Up etc.
- Adopt design for making products easy to reuse/recycle after use

# Safeguard important information

Information is an important asset which should be protected at all cost

## Protect from unauthorised user

Multiple options of setting user authorisation allow administrator to select a right combination as per given environment.

- Local Authentication
- Authentication by Remote Server\*
- IC Card Authentication\*
- User-specific feature access
- Private Charge Print

\* Optional.

Additional layer of unwanted access can be created for specific users (e.g. guests).

- Secondary Ethernet Kit\*

\* Optional.

## Protect from unauthorised access

Protects device settings at multiple levels by clearly demarking change restrictions for different target audience - End users, IT administrators and Service Engineers.

- Service representative operation restriction
- Account lock to prevent unauthorised access
- Information for changing the default password
- Warnings displayed when using global IP address

Prevents unauthorised program from installing without notice. Robust IT audits are supported with device data logs for easy tracking.

- Software signature verification
- Remote update restrictions
- IP address filtering
- Tampering detection at startup and automatic restoration when tampering is detected
- Prevention of tampering during operation
- Audit log
- Audit log system transfer

## Protects Data

Protects against any malicious intent of hacking, tampering with device / system settings.

- Encryption of stored data
- Uses TPM\* 2.0 chip for encryption key management
- Deletes settings and document information all at once

\* Trusted Platform Module

Protects the information by means of strong encryption while transferring it between devices, servers etc.

- Encryption of communication paths by SSL/TLS or IPsec
- Encryption when transferring via SMBv3 and SFTP
- Scan file encryption/signature
- Email encryption and signature by S/MIME
- TLS version limit
- Elliptic curve cryptography
- WPA3

## Prevents operation errors

Prevents information leakage due to inadvertent mistakes by administrators and users.

- Scan documents to be delivered to fixed destination
- Re-enter fax recipient
- Annotations
- Hidden text printing\*
- Digital code embedding and tracking function\*

\* Optional.

## Security certifications

- Certified with ISO/IEC 15408, which is the international standard for designing and operating IT security

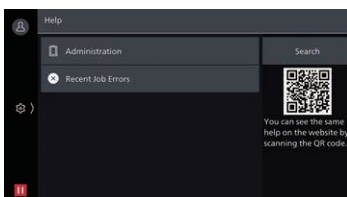
## Reliable support system

### Easy solutions to resolve problems

From supplies replacement to unexpected device failures, most problems can be resolved without waiting for the service representatives or sales representatives.

#### 1. Resolve problem using the "Help" function on the device

- Self Help information is available on the control panel
- Self Help information can be accessed via the mobile device by scanning the QR code displayed on the control panel



#### 2. "Remote Assistance" with the help of operators

- Connects directly to the Support Centre
- An operator will remotely access the multifunction device to resolve the problem by guiding through the steps on the shared control panel

### Keeping a close eye on your multifunction device on a daily basis

Monitoring the multifunction device status to minimise operation down time.

- Check billing meter
- Automatically delivers consumables when cartridges level is low
- Detect machine errors for early invention to rectify the problem

Note: You need to apply for using the EP service. (free of charge)

### Making a backup of multifunction device's settings

Device Setup Editor is a free tool which helps you both, in editing device setting and creating a much-needed information backup for business continuity reasons.

- A back up the device / printer settings can be created onto the PC
- Administrator can optimize device usage by viewing/editing these settings, best suited for their environment.
- When installing a new device, these settings can be migrated (or cloned) from the existing device to the new device



## A wide variety of document utilisation

### Promote in-house production of eye-catching promotional materials

Supports a wide range of paper sizes and thicknesses, and can create a variety of deliverables. You can easily create flyers, business cards, and posters to expand your business.

- Supports a wide range of sizes from postcards to long paper (330 × 1,300 mm<sup>\*1</sup>)
- Supports a wide range of thicknesses from 52 gsm lightweight paper to 350 gsm<sup>\*2</sup> cardstock paper
- Renewed the core technology for image writing, and prints beautifully even on envelopes and embossed paper with uneven surface

\*1: When feeding paper from Bypass Tray of the printer. When printing on one side. 2 sided printing is up to 330 x 762 mm.

\*2: When High Capacity Feeder C3-DS option is installed. Up to 300 gsm in standard configuration.



### Print beautifully on various types of paper

Supports the various characteristics of paper, enabling high-precision output.

- By adjusting the force applied to the paper according to the paper thickness, stable paper feed is performed even with cardstock paper, and high registration accuracy is achieved
- Built-in decurler flattens paper curl and stabilises paper feed
- While viewing the amount of curl on paper, adjustments can be performed in real time\*

\* Optional.

### Enhanced Finishing options

From printing to post-processing, you can do it all at once.

- Supports frequently-used office functions such as Punch, Side Stitch, Saddle Staple, and Single Fold
- Finisher-C4 / C5 is easy to place in a space-saving office while improving performance such as minimum paper size and the number of sheets for Saddle Staple
- Finisher D6 can perform post-processing for higher-volume output, and also insert covers and separators
- Slim type Interface Module D1\* is also available as a Finisher D6 connection module




Note: Optional. See page 9 for details on the output options and post-processing.

\* When this module is used, Inserter D1 cannot be connected.










# Optional

## Feeding Options


<b>Built-in type Bypass Tray (Standard)*</b> 52 to 300 gsm 150 sheets 1,300 mm Long Paper	<b>High Capacity Feeder B1</b>  52 to 220 gsm 2,000 sheets x 1-tray A4 Size	<b>High Capacity Feeder B1-S</b>  52 to 300 gsm 2,000 sheets x 1-tray Cabinet Air Assist Multi-feed Detection	<b>High Capacity Feeder C3-DS</b>  52 to 350 gsm 2,000 sheets x 2-tray Air Assist Multi-feed Detection	Option to be installed with High Capacity Feeder B1-S or C3-DS Multi Sheet Inserter 52 to 300 gsm 250 sheets Multi Sheet Inserter for Banner Print 52 to 300 gsm 250 sheets 660 mm Long Paper
	Note: Supported paper weight for long paper is 52 to 220 gsm. * Cannot be used when the High Capacity Feeder B1-S or C3-DS is installed.			

## Output Options

<b>Finisher-C4/C5 fits into the office space</b> Finisher-C4/C5  Sort / Stack Staple (50 sheets / 65 sheets* <sup>1</sup> ) Staple-free Staple (10 sheets* <sup>2</sup> ) Punch* <sup>1</sup>	<b>Finisher-C4/C5 with Booklet Maker + Folder Unit CD3</b>  Sort / Stack Staple (50 sheets / 65 sheets* <sup>1</sup> ) Staple-free Staple (10 sheets* <sup>2</sup> ) Punch* <sup>1</sup> Saddle Staple (20 sheets) / Single Fold Z Fold Half Sheet / Tri-Fold* <sup>3</sup>	<b>Up to 10 sheets* staple-free stapling is available.</b> Supports multi-position single and double Staple-free Stapling * 80 gsm or less  Single Stapling  Dual Stapling
--	---	---

<b>Space-saving Finisher D6 with a slim connection module</b> Finisher D6 + Interface Module D1  Sort / Stack Staple (100 sheets) / Auto staple cutting* <sup>1</sup> Punch* <sup>1</sup> Long Paper Stacking* <sup>1</sup> Real Time Curl Correction* <sup>4</sup> (Upward / Off / Downward) Slim Connection Module* <sup>4</sup>	<b>Finisher D6 with Booklet Maker + Interface Module D1 + Folder Unit CD2</b>  Sort / Stack Staple (100 sheets) / Auto staple cutting* <sup>1</sup> Punch* <sup>1</sup> Saddle Staple (30 sheets) / Single Fold (5 sheets) Z Fold Half Sheet / Tri-Fold* <sup>5</sup> Long Paper Stacking* <sup>1</sup> Real Time Curl Correction* <sup>4</sup> (Upward / Off / Downward) Slim Connection Module* <sup>4</sup>	<b>Highly functional and high performance Finisher D6 (maximum configuration)</b> Finisher D6 with Booklet Maker + Interface Decurler Module D1 + Inserter D1 + Folder Unit CD2  Sort / Stack Staple (100 sheets) / Auto staple cutting* <sup>1</sup> Punch* <sup>1</sup> Saddle Staple (30 sheets) / Single Fold (5 sheets) Z Fold Half Sheet / Tri-Fold* <sup>5</sup> Long Paper Stacking* <sup>1</sup> Real Time Curl Correction* <sup>6</sup> (3 Levels Upward / Off / 3 Levels Downward) Covers / Separators* <sup>1</sup>
---	--	---

### Post-processing example



Note: Simple Catch Tray / Offset Catch Tray / Long Catch Tray are available if post-processing is not required.

\*1: Optional. \*2: Staple-free Stapling is available with Finisher-C5 and Finisher-C5 with Booklet Maker. \*3: Function of Folder Unit CD3. \*4: Function of Interface Module D1. When Interface Module D1 is used, the output options that can be connected are: Finisher D6 / Finisher D6 with Booklet Maker, and Folder Unit CD2 only. Inserter D1 cannot be connected. \*5: Function of Folder Unit CD2. \*6: Function of Interface Decurler Module D1.

# Apeos C8180 / C7580 / C6580

## Functions & Specifications

### Basic Specifications / Copy Function

Item	Description			
	C8180	C7580	C6580	
Type	Console			
Memory capacity	4 GB (Max: 4 GB)			
Storage Device Capacity*1	128 GB			
Colour Capability	Full colour			
Scan Resolution	600 x 600 dpi			
Printing Resolution	2,400 x 2,400 dpi (Text-Photo / Photo), 600 x 600 dpi (Text / Map)			
Warm-up Time*2	[Embedded Plug-ins / Custom Services] *3 When enabled: 36 seconds or less (23 degrees Celsius room temperature) When disabled: 30 seconds or less (23 degrees Celsius room temperature)			
Recovery Time (Recovery Time from Sleep mode)	30 seconds or less (23 degrees Celsius room temperature)			
Original Size	Maximum of A3, 11 x 17", 297 x 432 mm for both Sheet and Book			
Paper Size	Max	13 x 19" (330 x 483 mm), 12.6 x 19.2" (320 x 488 mm), A3		
	Min	A6, Postcard (100 x 148 mm)		
Image loss width*4	Lead edge	4.0 mm, Trail edge 4.0 mm, Right/Left edge 3.0 mm		
	Right/Left edge	3.0 mm		
Paper Weight*5	Paper Tray	52 to 300 gsm		
	Bypass Tray	52 to 300 gsm		
First Copy Output Time	B/W: 4.1 sec. (A4LEF / Monochrome priority mode) Colour: 5.4 sec. (A4LEF / Colour priority mode)			
Continuous Copy Speed*6	A4 LEF / JIS B5 LEF	B/W: 81 ppm Colour: 81 ppm	B/W: 75 ppm Colour: 75 ppm	B/W: 65 ppm Colour: 65 ppm
	A4 / JIS B5	B/W: 60 ppm Colour: 60 ppm	B/W: 54 ppm Colour: 54 ppm	B/W: 47 ppm Colour: 47 ppm
	JIS B4	B/W: 46 ppm Colour: 46 ppm	B/W: 43 ppm Colour: 43 ppm	B/W: 39 ppm Colour: 39 ppm
	A3	B/W: 42 ppm Colour: 42 ppm	B/W: 37 ppm Colour: 37 ppm	B/W: 34 ppm Colour: 34 ppm
Paper Tray Capacity*7	Standard	520 sheets x 2-tray + 840 sheets + 1,230 sheets + Bypass Tray 150 sheets		
	Optional	Multi Sheet Inserter (250), Multi Sheet Inserter for Banner Print: 250 sheets High Capacity Feeder B1-S: 2,000 sheets x 1-tray High Capacity Feeder B1-S: 2,000 sheets x 1-tray High Capacity Feeder C3-DS: 2,000 sheets x 2-tray		
	Max	7,360 sheets [Standard + High Capacity Feeder C3-DS + Multi Sheet Inserter]		
Output Tray Capacity*7 *8	500 sheets (A4 LEF)			
Power Supply	AC220-240 V +/- 10 %, 10 A, 50/60 Hz common			
Maximum Power Consumption	2.4 kW Sleep Mode: 0.5 W, Low Power Mode: 134 W, Ready Mode: 193 W			
Dimensions	W 700 x D 793 x H 1,154 mm			
Weight*9	242 kg			

\*1: The Storage Device Capacity is not totally available for customers.

\*2: It may change depending on usage conditions.

\*3: Embedded Plug-ins / Custom Services are enabled as factory default. You can change the settings if needed.

\*4: Up to A3 size.

\*5: It is recommended to use our recommended paper. Correct print output may not be possible depending on the requirement.

\*6: The speed may be reduced due to the image quality adjustment.

\*7: 80 gsm paper.

\*8: When the Catch Tray is installed.

\*9: Excluding Toner Cartridge and Output Tray.

### Duplex Automatic Document Feeder

Item	Description			
	C8180	C7580	C6580	
Original Size / Paper Weight	Max: A3, 11 x 17"; Min: A6*1 38 to 200 gsm (In Duplex: 50 to 200 gsm)			
Capacity*2	250 sheets			
Scan Speed*3	Copy (A4 LEF, Simplex)	B/W: 81 ppm Colour: 81 ppm	B/W: 75 ppm Colour: 75 ppm	B/W: 65 ppm Colour: 65 ppm
	Scan	B/W: 135 ppm, Colour: 135 ppm (1 pass, 2 sided scanning; B/W: 270 ppm, Colour: 270 ppm) [Standard Document (A4 LEF), 200 dpi, to Folder.]		

\*1: The minimum custom size is 84 x 139.7 mm.

\*2: 80 gsm paper.

\*3: The scanning speed varies depending on the documents.

### Fax Function (Optional)

Item	Description
Original Size	Max: A3, 11 x 17"; Long document (Longest 600 mm)
Recording Paper Size	Max: A3, 11 x 17"; Min: A5
Transmission Time	2 seconds and more but fewer than 3 seconds*1
Transmission Mode	ITU-T G3
Applicable Lines	Telephone subscriber line, PBX, Fax communication (PSTN), Maximum 3 ports*2 (G3-3 ports)

\*1: When A4 size document with approximately 700 characters is transmitted in standard image-quality (8 x 3.85 lines/mm) and in high-speed mode (28.8 kbps or faster, JBIG). Only indicates the time for transmitting the image information and does not include the communication control time. The total communication time will vary depending on the contents of the document, the type of machine receiving the fax, and line condition.

\*2: No. of FAX lines is up to 3 ports. Port refers to number of channels for FAX.

### Print Function

Item	Description	
Type	Built-in type	
Continuous Print Speed*1	Same as the Basic Specifications / Copy Function	
Printing Resolution	Standard	[PCL Driver] Standard: 2,400 x 2,400 dpi, High Quality: 2,400 x 2,400 dpi, High Resolution: 2,400 x 2,400 dpi
	Optional	[Adobe® PostScript® 3™ Driver] High Speed (Standard): 2,400 x 2,400 dpi, High Quality: 2,400 x 2,400 dpi, High Resolution: 2,400 x 2,400 dpi
Page Description Language	Standard	PCL5 / PCL6
	Optional	Adobe® PostScript® 3™
Supported Operating System*2	Standard	[PCL Driver] Windows 11(64 bit), Windows 10 (32 bit / 64 bit), Windows Server 2022 (64 bit), Windows Server 2019 (64 bit), Windows Server 2016 (64 bit), Windows Server 2012 R2 (64 bit), Windows Server 2012 (64 bit)
	Optional	[Mac OS X Driver] macOS 13 / 12 / 11 / 10.15 / 10.14 [Adobe® PostScript® 3™ Driver] Windows 11(64 bit), Windows 10 (32 bit / 64 bit), Windows Server 2022 (64 bit), Windows Server 2019 (64 bit), Windows Server 2016 (64 bit), Windows Server 2012 R2 (64 bit), Windows Server 2012 (64 bit) macOS 13 / 12 / 11 / 10.15 / 10.14
Interface	Standard	Ethernet 1000BASE-T / 100BASE-TX / 10BASE-T, USB3.0
	Optional	Wireless LAN (IEEE 802.11 a / b / g / n / ac)

\*1: The speed may be reduced due to the image quality adjustment. The printing speed may be reduced depending on the document.

\*2: Please refer to our official website for the latest supported OS.

### Scan Function

Item	Description	
Type	Colour Scanner	
Scan Resolution	600 x 600 dpi, 400 x 400 dpi, 300 x 300 dpi, 200 x 200 dpi	
Scan Speed	Same as the Scan Speed for the Duplex Automatic Document Feeder	
Interface	Standard	Ethernet 1000BASE-T / 100BASE-TX / 10BASE-T
	Optional	Wireless LAN (IEEE 802.11 a / b / g / n / ac)

### High Capacity Feeder B1 (Optional)

Item	Description
Paper Size	A4 LEF, Letter LEF, JIS B5 LEF, 7.25 x 10.5"LEF (184 x 267 mm)
Paper Weight	52 to 220 gsm
Feeding Capacity / Number of Tray*	2,000 sheets x 1-tray
Dimensions / Weight	W 389 x D 610 x H 377 mm, 29 kg

\* 80 gsm paper.

### High Capacity Feeder B1-S (Optional)

Item	Description
Paper Size	Max: 13 x 19" (330 x 483 mm), 12.6 x 19.2" (320 x 488 mm), A3*1 Min: A6, Postcard (100 x 148 mm)*2
Paper Weight	52 to 300 gsm
Feeding Capacity / Number of Tray*3	2,000 sheets x 1-tray
Power Supply	AC100-120 V +/- 10 %, 2.5 A, AC220-240 V +/- 10 %, 1.5 A, 50/60 Hz common
Maximum Power Consumption	360 W
Dimensions / Weight	W 988 x D 762 x H 992 mm, 160 kg*4

Note: When this option is installed, standard Bypass Tray must be replaced by the optional Multi Sheet Inserter or Multi Sheet Inserter for Banner Print.

\*1: If you are using paper length 488 mm to 660 mm, optional Multi Sheet Inserter for Banner Print is required. It is recommended to install optional Position Adjuster.

\*2: When setting main scanning 100 to 182 mm paper, Post Card Kit is required.

\*3: 80 gsm paper.

\*4: Excluding Bypass Tray.

### High Capacity Feeder C3-DS (Optional)

Item	Description
Paper Size	Max: 13 x 19" (330 x 483 mm), 12.6 x 19.2" (320 x 488 mm), A3*1 Min: A6, Postcard (100 x 148 mm)*2
Paper Weight	52 to 350 gsm
Feeding Capacity / Number of Tray*3	2,000 sheets x 2-tray
Power Supply	AC100-120 V +/- 10 %, 6 A, AC220-240 V +/- 10 %, 4 A, 50/60 Hz common
Maximum Power Consumption	880 W
Dimensions / Weight	W 988 x D 762 x H 992 mm, 199 kg*4

Note: When this option is installed, standard Bypass Tray must be replaced by the optional Multi Sheet Inserter or Multi Sheet Inserter for Banner Print.

\*1: If you are using paper length 488 mm to 660 mm, optional Multi Sheet Inserter for Banner Print is required. It is recommended to install optional Position Adjuster.

\*2: When setting main scanning 100 to 182 mm paper, Post Card Kit is required.

\*3: 80 gsm paper.

\*4: Excluding Bypass Tray.

### Catch Tray (Optional)

Item	Description	
	Offset Catch Tray	Long Catch Tray
Paper Size	Max: 13 x 19" (330 x 483 mm), 12.6 x 19.2" (320 x 488 mm), A3, 330 x 660 mm*1 Min: A6, Postcard (100 x 148 mm)	Max: 13 x 19" (330 x 483 mm), 12.6 x 19.2" (320 x 488 mm), A3, 330 x 1,300 mm Min: A6, Postcard (100 x 148 mm)
Paper Weight	52 to 350 gsm	
Paper Capacity*2	500 sheets	300 sheets (Paper length up to 488 mm) 100 sheets (Paper length above 488 to 729 mm) 10 sheets (Paper length above 729 to 1,300 mm)
Dimensions / Weight	W 423 x D 399 x H 331 mm, 6 kg	W 941 x D 397 x H 495 mm, 5 kg

\*1: Paper capacity is guaranteed up to 488 mm.

\*2: 80 gsm paper.

## Finisher-C4 / C5, Finisher- C4 / C5 with Booklet Maker (Optional)

Item	Description	
	Finisher-C4 / C5	Finisher-C4 / C5 with Booklet Maker
Type	Output Tray	Sort (Offset available) / Stack (Offset available)
	Finishing Tray	Sort (Offset available) / Stack (Offset available)
	Booklet Tray	Sort / Stack
Paper Size	Output Tray	Max: 13 x 19" (330 x 483 mm), 12.6 x 19.2" (320 x 488 mm), A3, 330 x 1,300 mm Min: A6, Postcard (100 x 148 mm)
	Finishing Tray	Max: 13 x 19" (330 x 483 mm), 12.6 x 19.2" (320 x 488 mm), A3, 330 x 488 mm Min: A5 LEF, 203 x 182 mm
Paper Weight	Output Tray	52 to 350 gsm*1
	Finishing Tray	52 to 350 gsm*1
	Output Tray	500 sheets (A4)
		[Without Stapling] A4: 3,000 sheets, JIS B4 or larger: 1,500 sheets, A5 LEF: 1,000 sheets, Mixed Size Stacking*3: 300 sheets
		[Without Stapling] A4: 1,500 sheets, JIS B4 or larger: 1,500 sheets, A5 LEF: 1,000 sheets, Mixed Size Stacking*3: 300 sheets
Paper Capacity*2	Finishing Tray	[With Stapling] A4: 200 sets or 3,000 sheets, JIS B4 or larger: 100 sets or 1,500 sheets, A5 LEF: 100 sets or 1,000 sheets, Mixed Size Stacking*3: 70 sets or 200 sheets
		[With Stapling] A4: 200 sets or 1,500 sheets, JIS B4 or larger: 100 sets or 1,500 sheets, A5 LEF: 100 sets or 1,000 sheets, Mixed Size Stacking*3: 70 sets or 200 sheets
	Booklet Tray	20 sets*4
Capacity	Staple: 50 sheets (90 gsm or less)*5, Staple-free Staple*6 *7: 10 sheets (80 gsm or less)	
Paper Size*8	Max: A3, 11 x 17"; Min: A5 LEF	
Paper Weight	Staple: 52 to 350 gsm, Staple-free Staple*6 *7: 64 to 105 gsm	
Position	Single stapling, Dual stapling	
Punch*9	Number of Holes	2-hole / 4-hole punch or 2-hole / 3-hole punch (US Specifications)
	Paper Size*10	Max: A3, 11 x 17"; Min: A5 LEF
	Paper Weight	52 to 220 gsm
	Capacity*11	Saddle Staple: 20 sheets (90 gsm or less) Single Fold: 5 sheets (90 gsm or less)
Booklet Finishing	Paper Size	Max: 13 x 18" (330 x 457 mm), A3 Min: JIS B5
	Paper Weight	Saddle Staple: 64 to 300 gsm Single Fold: 64 to 300 gsm
Dimensions*12	W 771 x D 692 x H 1,054 mm When Folder Unit CD3 is installed : W 1,008 x D 692 x H 1,054 mm	W 776 x D 692 x H 1,054 mm When Folder Unit CD3 is installed : W 1,013 x D 692 x H 1,054 mm
Weight	Finisher-C4 (w/o Punch): 45 kg Finisher-C4 (w Punch): 48 kg Finisher-C5 (w Punch): 53 kg Folder Unit CD3: + 52 kg	Finisher-C4 with Booklet Maker (w/o Punch): 58 kg Finisher-C4 with Booklet Maker (w Punch): 61 kg Finisher-C5 with Booklet Maker (w Punch): 65 kg Folder Unit CD3: + 52 kg

Note: Only stapled stapling is available with Finisher-C4 and Finisher-C4 with Booklet Maker. You cannot add staple-free stapling function.  
Note: Both stapled stapling and staple-free stapling are available with Finisher-C5 and Finisher-C5 with Booklet Maker.  
Note: Transport Unit is required.

\*1: 52 to 55 gsm output paper may not be aligned properly depending on the paper type.

\*2: 80 gsm paper.

\*3: When larger size sheets are stacked on top of smaller size sheets.

\*4: When the output paper size is the same.

\*5: Up to 65 sheets can be stapled when the Finisher-C Staple Unit 65 Sheets is installed. However, depending on the paper type, incorrect stapling such as uneven edge alignment of sets may occur.

\*6: Staple-free stapling is available with Finisher-C5 and Finisher-C5 with Booklet Maker.

\*7: Staple-free stapling does not have binding force equal to stapled stapling. Bound part may be easily separated depending on the paper, temperature, humidity, and how the page is turned over.

\*8: Available staple positions vary depending on the paper size.

\*9: Punching function cannot be added. Select a finisher with the hole punching function.

\*10: Available number of punch holes varies depending on the paper size.

\*11: The maximum number of sheets varies depending on the paper weight. Booklet may not be tightly closed depending on the size or type of the paper.

\*12: When the Extension Tray is pulled out.

## Folder Unit (Optional)

Item	Description	
	Folder Unit CD3	Folder Unit CD2
Z Fold Half Sheet	Paper Size A3, 11 x 17", JIS B4	
	Paper Weight 64 to 90 gsm	60 to 90 gsm
Tri-fold	Paper Size A4, Letter	
	Paper Weight 64 to 90 gsm	60 to 90 gsm
	Paper Capacity*1	30 sheets
Power Supply*2 / Maximum Power Consumption	AC100-127 V +/- 10%, 1 A, AC200-240 V +/- 10%, 0.6 A, 50/60 Hz common, 120 W	
Dimensions / Weight	W 232 x D 588 x H 992 mm, 52 kg	W 235 x D 725 x H 992 mm, 55 kg

Note: Folder Unit CD3 is option for Finisher-C4 / C5 and Finisher-C4 / C5 with Booklet Maker. Folder Unit CD2 is option for Finisher D6 and Finisher D6 with Booklet Maker.

\*1: 82 gsm paper.

\*2: Power supply separate from the Main Unit is required.

## Interface Module D1 (Optional)

Item	Description
Power Supply / Maximum Power Consumption	Supplied from the Finisher D6 or Finisher D6 with Booklet Maker
Dimensions / Weight	W 165 x D 725 x H 992 mm, 25 kg

Note: Interface Module D1 or Interface Decurler Module D1 is necessary for connecting Finisher D6 or Finisher D6 with Booklet Maker to the printer.

Note: When this option is installed, the only option for the connectable Finisher D6 or Finisher D6 with Booklet Maker is the Folder Unit CD2.

## Interface Decurler Module D1 (Optional)

Item	Description
Power Supply / Maximum Power Consumption	AC100-240 V +/- 10%, 2.5 A (100 V) / 1.0 A (240 V), 50/60 Hz common, 250 W
Dimensions / Weight	W 340 x D 725 x H 992 mm, 40 kg

Note: Interface Module D1 or Interface Decurler Module D1 is necessary for connecting Finisher D6 or Finisher D6 with Booklet Maker to the printer.

## Finisher D6 / Finisher D6 with Booklet Maker (Optional)

Item	Description	
	Finisher D6	Finisher D6 with Booklet Maker
Type	Output Tray	Sort / Stack
	Finishing Tray	Sort (Offset available) / Stack (Offset available)
	Booklet Tray	Sort / Stack
Paper Size	Output Tray	Max: 13 x 19" (330 x 483 mm), 12.6 x 19.2" (320 x 488 mm), A3, 330 x 1,300 mm*1 Min: A6, 100 x 148 mm
	Finishing Tray	Max: 13 x 19" (330 x 483 mm), 12.6 x 19.2" (320 x 488 mm), A3, 330 x 488 mm Min: A5, 148 x 148 mm
Paper Weight	Output Tray	52 to 350 gsm
	Finishing Tray	52 to 350 gsm
	Output Tray	500 sheets (A4)
		[Without Stapling] A4: 3,000 sheets
		[Without Stapling] A4: 2,000 sheets
Paper Capacity	Finishing Tray	JIS B4 or larger: 1,500 sheets Mixed Size Stacking*3: 350 sheets [With Stapling] A4: 200 sets or 3,000 sheets JIS B4 or larger: 100 sets or 1,500 sheets
		JIS B4 or larger: 1,500 sheets Mixed Size Stacking*3: 350 sheets [With Stapling] A4: 200 sets or 2,000 sheets JIS B4 or larger: 100 sets or 1,500 sheets
	Booklet Tray	20 sets*4
Capacity	100 sheets (90 gsm or less)*5	
Paper Size*6	Max: A3, 11 x 17"; Min: A5	
Paper Weight	52 to 350 gsm	
Position	Single stapling, Dual stapling, 4 stapling	
Punch*7	Number of Holes	2-hole / 4-hole punch or 2-hole / 3-hole punch (US Specifications)
	Paper Size*8	Max: A3, 11 x 17"; Min: JIS B5
	Paper Weight	52 to 220 gsm
	Capacity*9	Saddle Staple: 30 sheets (90 gsm or less) Single Fold: 5 sheets (220 gsm or less)
Booklet Finishing	Paper Size	Max 13 x 19" (330 x 483 mm), 12.6 x 19.2" (320 x 488 mm), A3; Min: JIS B5
	Paper Weight	60 to 350 gsm
Power Supply	AC100-127 V +/- 10%, 3 A, AC200-240 V +/- 10%, 1.8 A, 50/60 Hz common	
Maximum Power Consumption	360 W	
Dimensions / Weight	W 855 x D 725 x H 1,200 mm, 85 kg When Folder Unit CD2 is installed: W 1,092 x D 725 x H 1,200 mm, 142 kg	W 892 x D 725 x H 1,200 mm, 105 kg When Folder Unit CD2 is installed: W 1,129 x D 725 x H 1,200 mm, 162 kg

Note: Interface Module D1 or Interface Decurler Module D1 is required to connect to the Main Unit.

\*1: For paper longer than 330 x 488 mm, the capacity is not guaranteed. When the optional Banner Print Extension Kit is installed, 150 sheets of long paper up to 330 x 660 mm; 100 sheets of long paper up to 330 x 729 mm; 10 sheets of long paper up to 330 x 1,300 mm can be stacked.

\*2: 82 gsm paper.

\*3: When larger size sheets are stacked on top of smaller size sheets.

\*4: When 16 sheets/set.

\*5: 65 sheets for sizes exceeding A4.

\*6: Available staple positions vary depending on the paper size.

\*7: Optional.

\*8: Available number of punch holes varies depending on the paper size.

\*9: The maximum number of sheets varies depending on the paper weight. Booklet may not be tightly closed depending on the size or type of the paper.

## Insertor D1 (Optional)

Item	Description
Paper Size	Standard size: Max A3, 11 x 17"; Min A5*1 Custom size: 182 x 148 mm to 330 x 488 mm
Paper Weight	52 to 350 gsm
Paper Capacity*2	250 sheets
Power Supply	Supplied from the Interface Decurler Module D1
Dimensions / Weight	W 700*3 x D 725 x H 1,235 mm, 45 kg

Note: Exclusive optional for Finisher D6 or Finisher D6 with Booklet Maker (when Interface Decurler Module D1 is installed).

\*1: Available when custom size is entered.

\*2: 82 gsm paper.

\*3: The width of the paper transfer area when connected to the device is 165 mm.

### Notes

1) If the storage media of the base unit fail, loss of received data, accumulated data, registered setting data, etc. may occur. In no event shall "the company" be liable for any damages whatsoever arising from loss of data.

2) Functional spare parts will be available for at least 7 years after the product is no longer manufactured.

# Enhanced basic functions

## Copy

- Output Color
- Paper Supply
- Reduce/Enlarge
- Slight Reduction
- Auto 2 Sided Output
- Pages per Side (2 Pages / 4 Pages / 8 Pages)
- Copy Output (uncollated/collated)
- Single Color / Dual Color Copy
- Copy (ID Card)
- Mixed Size Originals
- Original Size
- Image Enhancement
- Book Copying
- Edge Erase
- Image Shift
- Mirror Image / Negative Image
- Image Rotation
- Booklet Creation
- Multiple-Up x Booklet Creation
- 2 Sided Book Copying
- Covers
- Poster
- Repeat Image
- Preset Repeat Image
- Annotations
- Watermark(optional)
- Joint Job
- Sample Job
- Delete Outside / Delete Inside
- Staple / Staple-free Staple / Punch / Folding / Saddle Staple / Covers and Separators (optional)

## Print

- PCL
- Adobe® PostScript® 3™ (optional)
- Multi-Model Print Driver 2
- Microsoft Universal Print
- Secure Print
- Sample Set
- Delayed Print
- Print from Folder
- Form Registration
- Multiple-Up
- Booklet Creation
- Multiple-Up x Booklet Creation
- Poster
- Covers / Separators
- Long Paper Printing
- Envelope printing
- Private Charge Print
- Charge Print
- Print from USB (optional)
- Staple / Staple-free Staple / Punch / Folding / Saddle Staple / Covers and Separators (optional)
- Server-less On-Demand Print (optional)

## Fax (Optional)

- G3 x maximum 3 ports (optional)
- Internet Fax
- SIP Fax (optional)
- Send Direct Fax
- Address Book (maximum 5,000 entries)
- Broadcast Transmission / Group Transmission
- Redial / Resend Unsent Documents
- Rotate 90 Degrees
- Preview
- 2 Sided Scanning
- Resolution
- Lighten / Darken
- Original Type
- Mixed Size Originals
- Transmission Header
- Priority Send / Delay Start
- Cover Page
- Remote Folder
- Transmission Report
- Activity Report
- Re-enter Recipient
- Prevents Unsolicited Faxes
- Prohibit Direct Fax
- Receive Paperless Fax
- Simple Image Log Support
- Paperless Fax Delivery (optional)

## Scan

- Scan to Folder (TWAIN driver/Web browser)
  - Transfer via SMB/FTP/SFTP
  - Email
  - Scan (URL)
  - Scan to USB (optional)
  - Simultaneous transmission such as Email / Transfer via SMB, etc.
  - ScanAuto
  - Preview
  - Color Scanning
  - 2 Sided Scanning
  - Mixed Size Originals
  - File Format: TIFF / JPEG / PDF\*1 / XDW(DocuWorks)\*2
  - Microsoft Excel/Word format (optional)
  - Single File for Each Page
  - Searchable Text (optional)
  - High Compression (High Speed)(optional)
  - Background Suppression
  - Shadow Suppression
  - Auto Upright Orientation
  - Skew Correction
  - Skip Blank Pages
  - Book Scanning
  - Job Flow Sheets
  - Scan Delivery (optional)
- \*1: High Compression / Specific Color / Searchable Text / Security / Signature / Optimise For Quick Web View
- \*2: High Compression / Specific Color / Searchable Text / Security / Signature

## Others

- Local Authentication
  - Remote Authentication (optional)
  - Microsoft Entra ID\* linked authentication (optional)
  - IC Card Log In (optional)
  - Serverless Authentication (optional)
  - Secondary Ethernet (optional)
  - Wi-Fi Support (optional)
  - Data Encryption
  - Data Overwrite (optional)
  - Secure Watermark (optional)
  - Image Log (optional)
  - Message screen from an administrator
  - Job History Export
- \* Formerly Azure Active Directory